

Westmead Public School



Welcome to the EAL/D
Parent Information Presentation





приветствую



Russian

Vítejte



Czech

Bienvenido



Spanish

सवागत

svāgat



Hindi

أهلا وسهلا

Ahlan wa-sahlan



Arabic

Bienvenue



French

Καλώς ορίσατε



Greek

Hoş geldiniz



Turkish

Welcome

Willkommen



German

Welkom



Dutch

Bem-vindo



Portuguese

欢迎

huān yíng



Mandarin

ようこそ

Yokoso



Japanese

خوش آمدید

khush amdeed



Urdu

Benvenuto



Italian

Witajcie w

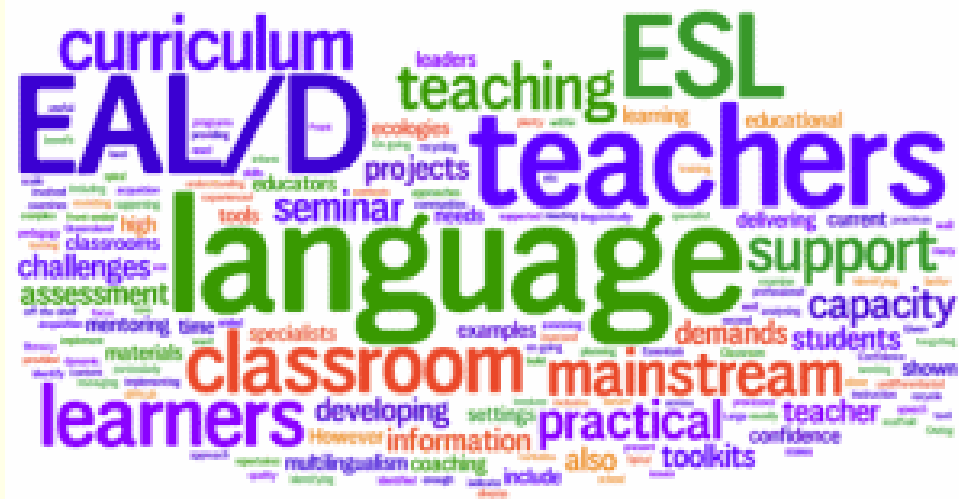


Polish



EAL/D

English as an Additional Language or Dialect (EAL/D)



What is.... EALD?

英语作为附加语言或方言

Bahasa Inggris
sebagai bahasa
atau dialek

ഒരു അധിക ഭാഷ അല്ലെങ്കിൽ
ഭാഷയായി ഇംഗ്ലീഷ്

اللغة الإنجليزية كلغة أو لهجة
إضافية

एक अतिरिक्त भाषा या
बोली के रूप में अंग्रेजी

Inglés como idioma o
dialecto adicional

ಹೆಚ್ಚುವರಿ ಭಾಷೆ ಅಥವಾ
ಉಪಭಾಷೆಯಾಗಿ ಇಂಗ್ಲೀಷ್

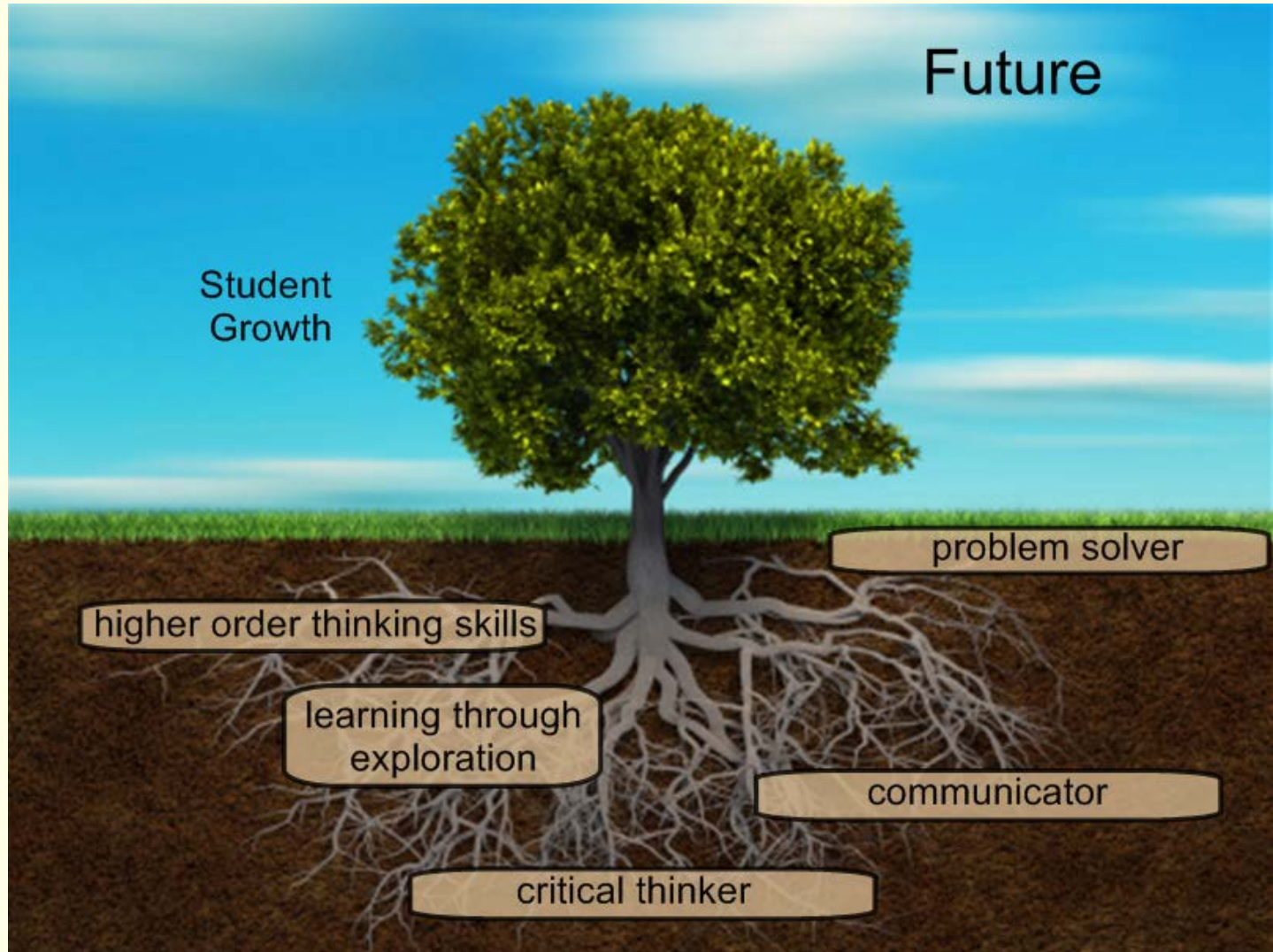
అదనపు భాష లేదా మాండలికం
వలే ఇంగ్లీష్

வதாரானி ભાષા અથવા
બોલી તરીકે અંગ્રેજી

கூடுதல் மொழி
அல்லது மொழியாக
ஆங்கிலம்

추가 언어 또는 방언으로
서의 영어

Learning an additional language takes time and requires support.



What happens at school
with EAL/D?



Students learn English by speaking










Students learn English by playing






Students learn English by listening and watching



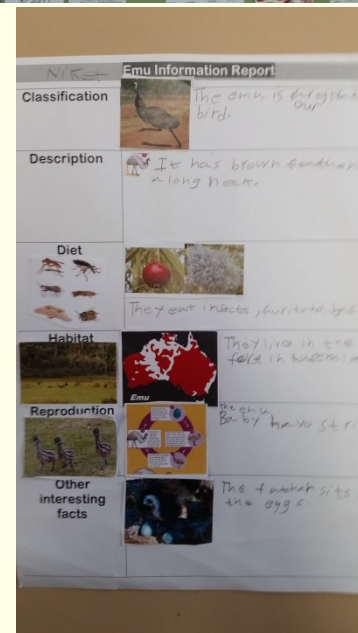



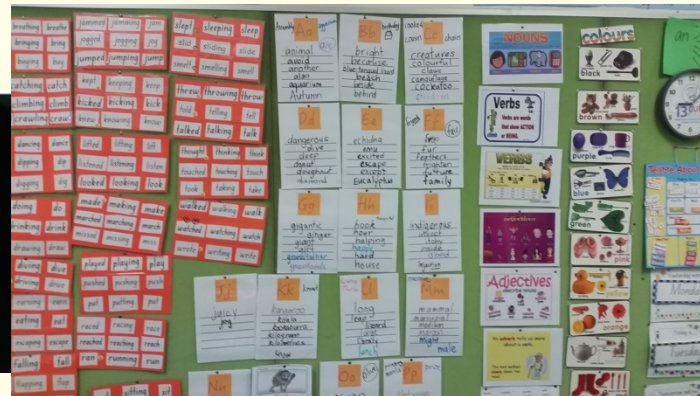
Students learn English by writing



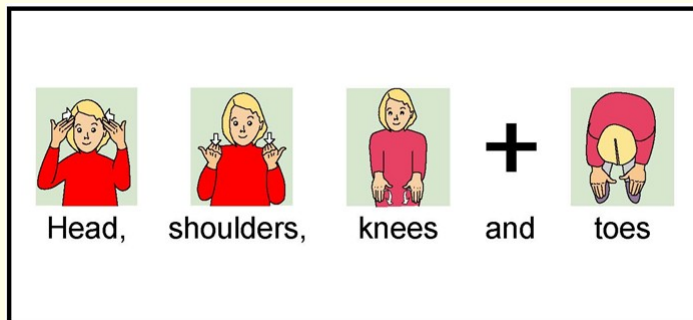
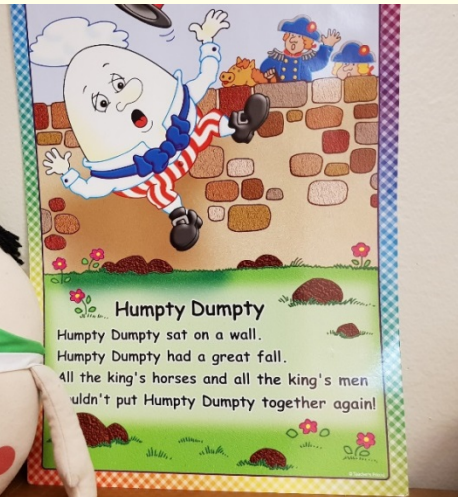
Students learn English by reading




EAL/D teachers use pictures



EAL/D teachers use song and rhyme



EAL/D teachers use **creative language activities**



The EAL/D writing process



So,
what can you do as a parent?



Ideas for home

We aim to provide you with practical ideas and strategies to help your child/children become proficient in English.

- 1) Reading with your child
- 2) Family outings
- 3) Sharing tasks at home
- 4) Playing games



1. READ!

READ!!

READ!!!



Reading Tip #1

Read every day!





Read in YOUR language.

Research shows that continuing to learn in your first language assists with learning the second language.

عربي

AZƏRBAYCANCA

বাংলা

မြန်မာ

中文网

FRANÇAIS

HAUSA

हिन्दी

INDONESIA

KINYARWANDA

KIRUNDI

КЫРГЫЗ

नेपाली

پښتو

فارسی

BRASIL

РУССКАЯ СЛУЖБА

සිංහල

SOMALI

MUNDO

SWAHILI

தமிழ்

TÜRKÇE

УКРАЇНА

اردو

O'ZBEK

TIẾNG VIỆT

Reading Tip #2

Talk to your child about books



عربي

AZƏRBAYCANCA

বাংলা

தமிழ்

中文

FRANÇAIS

HAUSA

हिन्दी

INDONESIA

KINYARWANDA

KIRUNDI

КЫРГЫЗ

नेपाली

پښتو

فارسی

BRASIL

РУССКАЯ СЛУЖБА

සිංහල

SOMALI

MUNDO

SWAHILI

தமிழ்

TÜRKÇE

УКРАЇНА

اردو

O'ZBEK

TIẾNG VIỆT

Speak in your language

Reading Tip #3


Make reading FUN!



websites / digital literacy




brochures



chapter books



magazines




picture books



nursery rhymes

Reading Tip #4

Set an example



Reading Tip #5

Join a local library

- Parramatta Library
- Wentworthville Library



So,
more ideas?



2. Go on family outings



aquarium



city



zoo

Sharing experiences as a family provides a lot of opportunities to introduce and expand vocabulary.

2. Go on family outings



beach



park



bike riding

So,
what can you do as a parent?



3. Sharing tasks at home

- Gardening
- Washing the car



3. Sharing tasks at home

- Setting the table
- Sorting/tidying (e.g. washing basket, putting away dishes)



3. Sharing tasks at home

- Cooking
- Shopping (writing lists, packing groceries away)



3. Sharing tasks at home



Sharing tasks helps your child with:

- Life skills
- Taking responsibility
- Building vocabulary
- Following instructions
- Singular/plural
- Positional language

More ideas?



4. Play games




GAME #1

Barrier Games



Describe and
draw



GAME #2

Playdoh



Ingredients:

- 2 cups plain flour
- 1 cup cold water
- 1 cup salt
- 2 drops liquid food colouring
- 1 tea spoon oil

Method:

1. Combine plain flour and salt
2. Add water, food colouring and oil.
Mix until ingredients are combined
3. Knead well
4. If consistency is too wet add a little plain flour



GAME #3

What's in the bag?

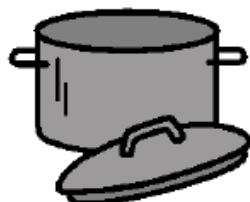


WORD card games - BINGO

teapot



pot



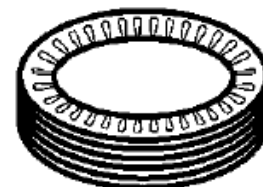
pie



vase



plates



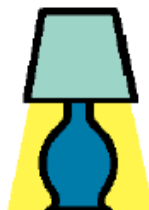
jug



flowers



lamp



food



open tin




family picture



scale



remote control



broom




biscuits





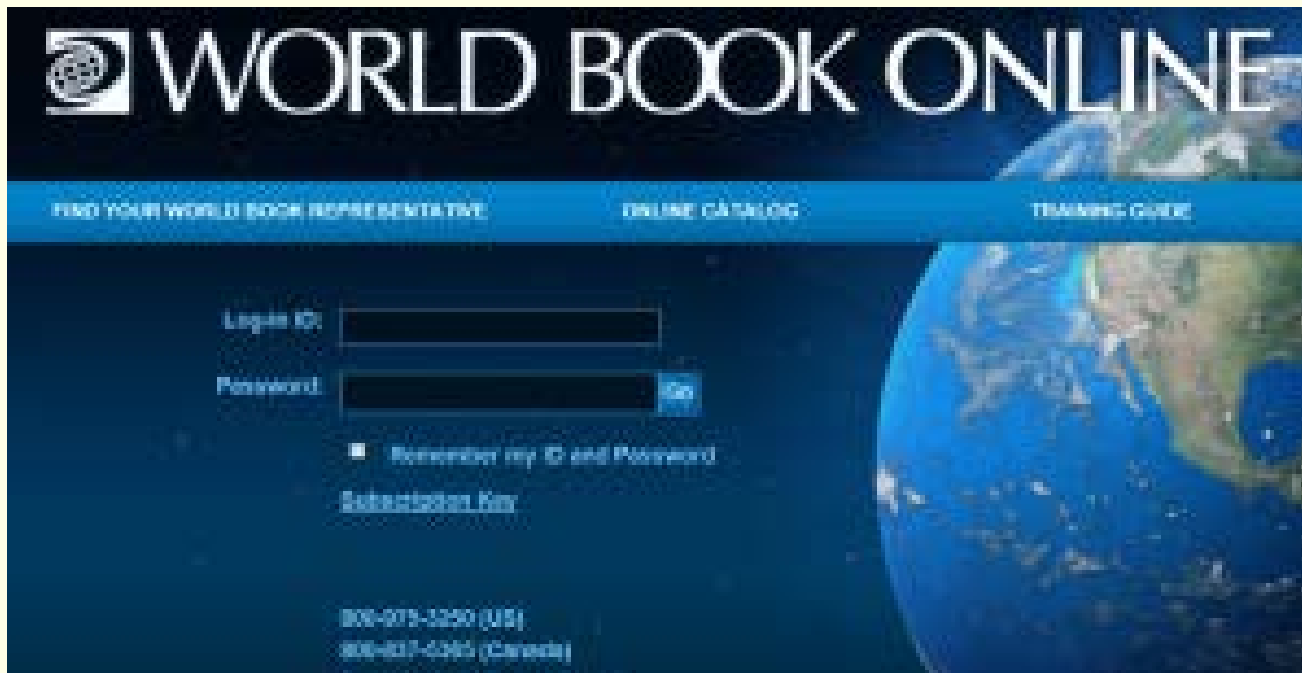
QUESTIONS COMMENTS CONCERNS

- Call the school:  9635 7793
- If the teacher is concerned about your child, you will be contacted.

World Book Online

Login ID: westmead

Password: school

The image shows the login page of the World Book Online website. The header features the "WORLD BOOK ONLINE" logo in white text on a dark blue background, with a globe icon to the left. Below the header is a navigation bar with three links: "FIND YOUR WORLD BOOK REPRESENTATIVE", "ONLINE CATALOG", and "TRAINING GUIDE". The main content area has a dark blue background with a large globe image on the right. It contains a login form with fields for "Login ID:" and "Password:", a "Log In" button, a checkbox for "Remember my ID and Password", and a link for "Subscription Key". At the bottom, there are phone numbers for the US and Canada.

WORLD BOOK ONLINE

[FIND YOUR WORLD BOOK REPRESENTATIVE](#) [ONLINE CATALOG](#) [TRAINING GUIDE](#)

Login ID:

Password: [Log In](#)

☐ Remember my ID and Password

[Subscription Key](#)

800-875-3250 (US)
800-837-6265 (Canada)



- **Community Hub - Intro**
- **Video: Link will be provided**
- **Register your interest**
- **Follow Us on Social Media**
- **Contact Details**

Thank you for watching our EAL/D Parent Presentation!

